

TWIN TUBE™ & SIXTUBE™ SERIES CONNECTOR

The Twin Tube™ coupling

provides one easy-to-use quick disconnect for two separate fluid lines. The non-valved Twin Tube maintains two individual flow paths in one coupling. Featuring the CPC thumb latch, the Twin Tube can disconnect two lines with the push of a button. The panel mount design keeps a low profile on the front of the equipment panel.

SPECIFICATIONS

PRESSURE:

Vacuum to 120 psi, 8.3 bar per line

TEMPERATURE:

-40°F to 180°F (-40°C to 82°C)

MATERIALS:

Main components: Acetal, ABS

Thumb latch: Stainless steel

External springs and pin: Stainless steel

O-rings: Buna-N

COLOR:

Natural white with stainless steel latch

TUBING SIZES:

1/16" to 1/8" ID, 1.6mm to 3.2mm ID

The SixTube™ coupling

provides one easy-to-use quick disconnect for up to six separate fluid lines. The Sixtube is available with valves on either side for maximum design flexibility. Featuring the CPC thumb latch, the Sixtube can disconnect up to six lines with the push of a button. The snap-in panel mount design keeps a low profile on the front of the equipment panel.

SPECIFICATIONS

PRESSURE:

Vacuum to 100 psi, 6.9 bar per line

TEMPERATURE:

Acetal fitting inserts:

-40°F to 180°F (-40°C to 82°C)

Polypropylene fitting inserts:

32°F to 180°F (0°C to 82°C)

MATERIALS:

Main components: Acetal

Valves: Acetal

Fitting inserts: Acetal, polypropylene

Thumb latch: Acetal

Valve spring: 316 stainless steel

O-rings: Buna-N with acetal or EPDM with polypropylene

COLOR: Natural white with aqua latch

TUBING SIZES:

1/16" to 1/8" ID, 1.6mm to 3.2mm ID

FEATURES

- Two/six line connection → Fast, efficient operation
- Separate flow paths → Pressure and/or vacuum in one coupling
- Sixtube insert is keyed to body → Ensures correct line orientation
- Free coupling rotation (Twin Tube) → Eliminates kinked tubing
- CPC thumb latch → One-hand connection and disconnection

BENEFITS



COLDER PRODUCTS COMPANY

U.S.A.

PHONE: +1 (651) 645-0091

FAX: +1 (651) 645-5404

TOLL FREE: +1 (800) 444-2474

E-MAIL: info@cpcworldwide.com

COLDER PRODUCTS COMPANY GMBH

Germany

E-MAIL: cpcgmbh@cpcworldwide.com

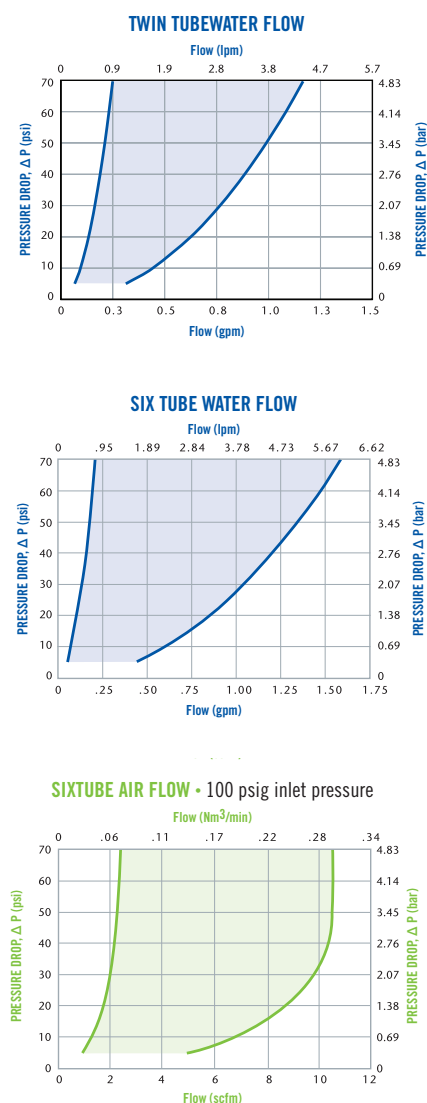
DOVER (SHANGHAI) INDUSTRIAL CO., LTD

ShangHai, China

PHONE: +86 21 2411 2666

TOLL FREE: +86 400 990 1978

E-MAIL: asiapacific@cpcworldwide.com



These graphs are intended to give you a general idea of the performance capabilities of each product line. The shaded area of each graph represents the operating range of the product family, i.e., upper and lower values are shown. Therefore, depending on the exact coupling configurations selected, you can reasonably expect values to fall within the shaded area.

TWIN TUBE™ & SIXTUBE™ SERIES DIMENSIONS

TWIN TUBE COUPLING BODIES - Acetal/ABS



ABS part shown

TERMINATION	TUBING/THREAD SIZE	METRIC EQ.	ACETAL STRAIGHT THRU	ABS STRAIGHT THRU
PANEL MOUNT HOSE BARB	1/16" ID	1.6mm ID	PTC16010	PTC1602096
	1/8" ID	3.2mm ID	PTC16020	

TWIN TUBE COUPLING INSERTS - Acetal/ABS



Acetal part shown

TERMINATION	TUBING/THREAD SIZE	METRIC EQ.	ACETAL STRAIGHT THRU	ABS STRAIGHT THRU
IN-LINE HOSE BARB	1/16" ID	1.6mm ID	PTC22010	
	1/8" ID	3.2mm ID	PTC22020	PTC2202096

SIXTUBE COUPLING BODIES - Acetal/Polypropylene



Acetal part shown

TERMINATION	TUBING/THREAD SIZE	METRIC EQ.	ACETAL STRAIGHT THRU	ABS SHUTOFF	POLYPROPYLENE STRAIGHT THRU
IN-LINE HOSE BARB	1/16" ID	1.6mm ID	SXM1701		SXM170112
	—	3.0mm ID	SXM17M3		
	1/8" ID	3.2mm ID	SXM1702		SXM170212
WITH FEMALE FITTING BODIES	1/16" ID	1.6mm ID		SXFD1701	SXF170112
	1/8" ID	3.2mm ID	SXF1702	SXFD1702	SXF170212
WITHOUT FITTINGS			SX17		

SIXTUBE COUPLING INSERTS - Acetal/Polypropylene



Acetal part shown

TERMINATION	TUBING/THREAD SIZE	METRIC EQ.	ACETAL STRAIGHT THRU	ABS SHUTOFF	POLYPROPYLENE STRAIGHT THRU
IN-LINE HOSE BARB	1/16" ID	1.6mm ID	SXM4201		SXM420112
	—	3.0mm ID	SXM42M3		
	1/8" ID	3.2mm ID	SXM4202		SXM420212
	1/16" ID	1.6mm ID	SXF4201	SXFD4201	SXF420112
	—	3.0mm ID	SXF42M3	SXFD42M3	
	1/8" ID	3.2mm ID	SXF4202	SXFD4202	SXF420212

ACCESSORIES

DESCRIPTION	PART NO.
SIXTUBE PRESSURE PLUGS	TMPMWHT



SCAN

cpcworldwide.com/TwinTube

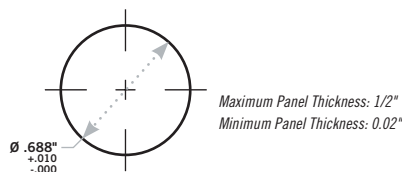


SCAN

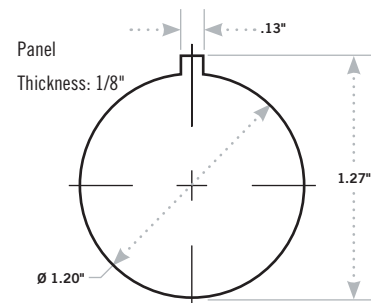
cpcworldwide.com/Sixtube

TWIN TUBE™ PANEL DIMENSIONS

	PANEL NUT HEX	PANEL NUT THREAD
COUPLING INSERTS	13/16	11/16-24UNEf



SIXTUBE™ PANEL DIMENSIONS



WARRANTY: All sales are subject to Colder Products Company's limited express warranty set forth in the CPC catalog. Contact your local distributor or CPC Customer Service for warranty provisions.

Warning: Due to the wide variety of possible fluid media and operating conditions, unintended consequences may result from the use of this product, all of which are beyond the control of CPC. It is the user's responsibility to carefully determine and test for compatibility for use with their application. All such risks shall be assumed by the buyer.

COPYRIGHT © 2021 BY COLDER PRODUCTS COMPANY. COLDER PRODUCTS COMPANY, COLDER PRODUCTS AND CPC ARE REGISTERED

TRADEMARKS WITH THE US PATENT & TRADEMARK OFFICE

CAT2021-TwinTube-SixTube-104105 Rev. 06/22